

9.9: Periodic Trends - Atomic Size, Ionization Energy, and Metallic Character

Learning Objectives

- Be able to state how certain properties of atoms vary based on their relative position on the periodic table.

One of the reasons the periodic table is so useful is because its structure allows us to qualitatively determine how some properties of the elements vary versus their position on the periodic table. The variations of properties versus positions on the periodic table are called **periodic trends**. There is no other tool in science that allows us to judge relative properties of a class of objects like this, which makes the periodic table a very useful tool. Many periodic trends are general. There may be a few points where an opposite trend is seen, but there is an overall trend when considered across a whole row or down a whole column of the periodic table.

The first periodic trend we will consider is atomic radius. The **atomic radius** is an indication of the size of an atom. Although the concept of a definite radius of an atom is a bit fuzzy, atoms behave as if they have a certain radius. Such radii can be estimated from various experimental techniques, such as the x-ray crystallography of crystals.

As you go down a column of the periodic table, the atomic radii increase. This is because the valence electron shell is getting larger and there is a larger principal quantum number, so the valence shell lies physically farther away from the nucleus. This trend can be summarized as follows:

$$\downarrow \text{PT, atomic radius} \uparrow$$

where PT stands for periodic table. Going across a row on the periodic table, left to right, the trend is different. Even though the valence shell maintains the same principal quantum number, the number of protons—and hence the nuclear charge—is increasing as you go across the row. The increasing positive charge casts a tighter grip on the valence electrons, so as you go across the periodic table, the atomic radii decrease. Again, we can summarize this trend as follows:

$$as \rightarrow PT, \text{atomic radius} \downarrow$$

Figure 9.9.1 shows spheres representing the atoms of the s and p blocks from the periodic table to scale, showing the two trends for the atomic radius.

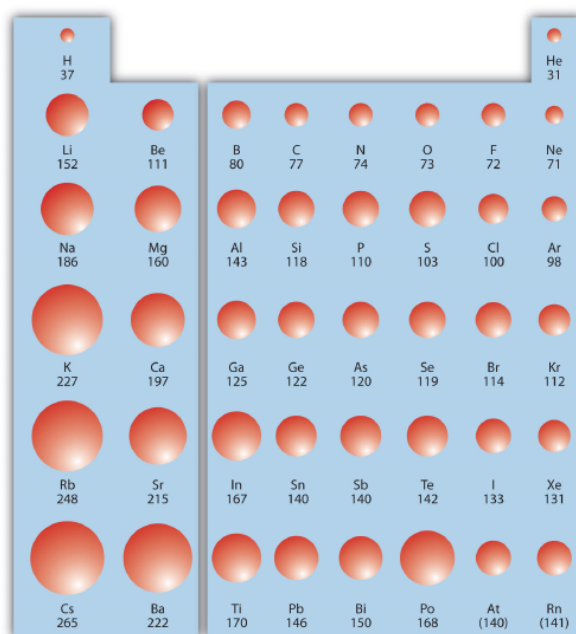


Figure 9.9.1: Atomic Radii Trends on the Periodic Table. Although there are some reversals in the trend (e.g., see Po in the bottom row), atoms generally get smaller as you go across the periodic table and larger as you go down any one column. Numbers are the radii in pm.

✓ Example 9.9.1: Atomic Radii

Referring only to a periodic table and not to Figure 9.9.1, which atom is larger in each pair?

- Si or S
- S or Te

Solution

- Si is to the left of S on the periodic table; it is larger because as you go across the row, the atoms get smaller.
- S is above Te on the periodic table; Te is larger because as you go down the column, the atoms get larger.

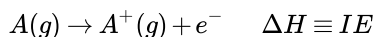
? Exercise 9.9.1: Atomic Radii

Referring only to a periodic table and not to Figure 9.9.1, which atom is smaller, Ca or Br?

Answer

Br

Ionization energy (IE) is the amount of energy required to remove an electron from an atom in the gas phase:



IE is usually expressed in kJ/mol of atoms. It is always positive because the removal of an electron always requires that energy be put in (i.e., it is endothermic). IE also shows periodic trends. As you go down the periodic table, it becomes easier to remove an electron from an atom (i.e., IE decreases) because the valence electron is farther away from the nucleus. Thus,

$$as \downarrow PT, IE \downarrow$$

However, as you go across the periodic table and the electrons get drawn closer in, it takes more energy to remove an electron; as a result, IE increases:

$$as \rightarrow PT, IE \uparrow$$

Figure 9.9.2 shows values of IE versus position on the periodic table. Again, the trend is not absolute, but the general trends going across and down the periodic table should be obvious.

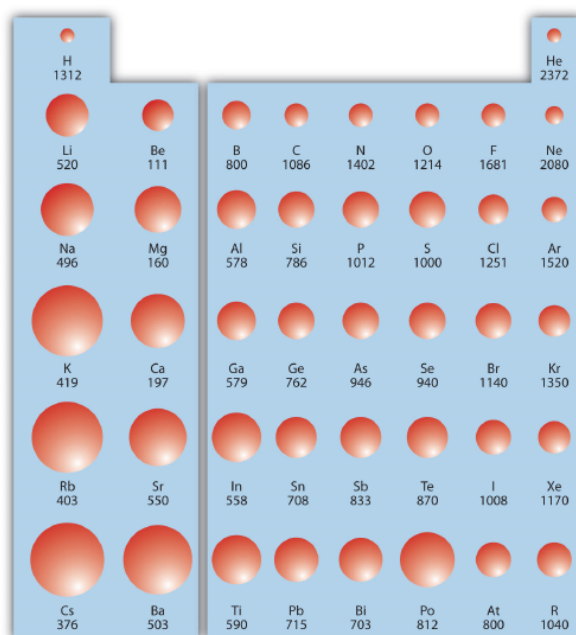
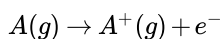


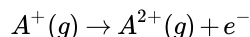
Figure 9.9.2: Ionization Energy on the Periodic Table. Values are in kJ/mol.

IE also shows an interesting trend within a given atom. This is because more than one IE can be defined by removing successive electrons (if the atom has them to begin with):

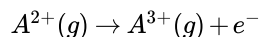
- First Ionization Energy (IE_1):



- Second Ionization Energy (IE_2):



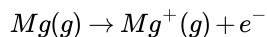
- Third Ionization Energy (IE_3):



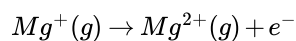
and so forth.

Each successive IE is larger than the previous because an electron is being removed from an atom with a progressively larger positive charge. However, IE takes a large jump when a successive ionization goes down into a new shell. For example, the following are the first three IEs for Mg, whose electron configuration is $1s^2 2s^2 2p^6 3s^2$:

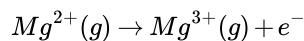
- First Ionization Energy (IE_1) = 738 kJ/mol:



- Second Ionization Energy (IE_2) = 1,450 kJ/mol:



- Third Ionization Energy (IE_3) = 7,734 kJ/mol:



The second IE is twice the first, which is not a surprise: the first IE involves removing an electron from a neutral atom, while the second one involves removing an electron from a positive ion. The third IE, however, is over *five times* the previous one. Why is it so much larger? Because the first two electrons are removed from the 3s subshell, but the third electron has to be removed from the $n = 2$ shell (specifically, the 2p subshell, which is lower in energy than the $n = 3$ shell). Thus, it takes much more energy than just overcoming a larger ionic charge would suggest. It is trends like this that demonstrate that electrons within atoms are organized in groups.

✓ Example 9.9.2: Ionization Energies

Which atom in each pair has the larger first ionization energy?

- Ca or Sr
- K or K⁺

Solution

- Because Sr is below Ca on the periodic table, it is easier to remove an electron from it; thus, Ca has the higher IE.
- Because K⁺ has a positive charge, it will be harder to remove another electron from it, so its IE is larger than that of K. Indeed, it will be significantly larger because the next electron in K⁺ to be removed comes from another shell.

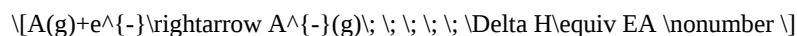
? Exercise 9.9.2: Ionization Energies

Which atom has the lower ionization energy, C or F?

Answer

C

The opposite of IE is described by **electron affinity (EA)**, which is the energy change when a gas-phase atom accepts an electron:



EA is also usually expressed in kJ/mol. EA also demonstrates some periodic trends, although they are less obvious than the other periodic trends discussed previously. Generally, as you go across the periodic table, EA increases its magnitude:

$$as \rightarrow PT, EA \uparrow$$

There is not a definitive trend as you go down the periodic table; sometimes EA increases, sometimes it decreases. Figure 9.9.3 shows EA values versus position on the periodic table for the *s*- and *p*-block elements. The trend is not absolute, especially considering the large positive EA values for the second column. However, the general trend going across the periodic table should be obvious.

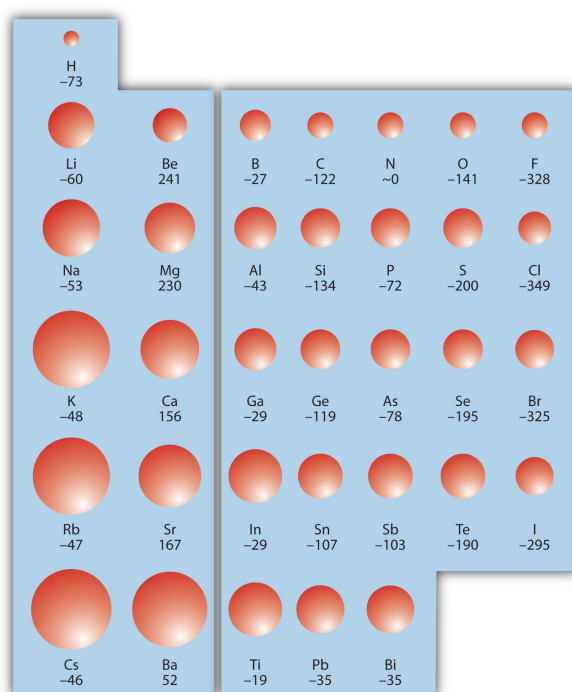


Figure 9.9.3: Electron Affinity on the Periodic Table. Values are in kJ/mol.

✓ Example 9.9.3: Electron Affinities

Predict which atom in each pair will have the highest magnitude of Electron Affinity.

- C or F
- Na or S

Solution

- C and F are in the same row on the periodic table, but F is farther to the right. Therefore, F should have the larger magnitude of EA.
- Na and S are in the same row on the periodic table, but S is farther to the right. Therefore, S should have the larger magnitude of EA.

? Exercise 9.9.3: Electron Affinities

Predict which atom will have the highest magnitude of Electron Affinity: As or Br.

Answer

Br

Metallic Character

The metallic character is used to define the chemical properties that metallic elements present. Generally, metals tend to lose electrons to form cations. Nonmetals tend to gain electrons to form anions. They also have a high oxidation potential—therefore they are easily oxidized and are strong reducing agents. Metals also form basic oxides; the more basic the oxide, the higher the metallic character.

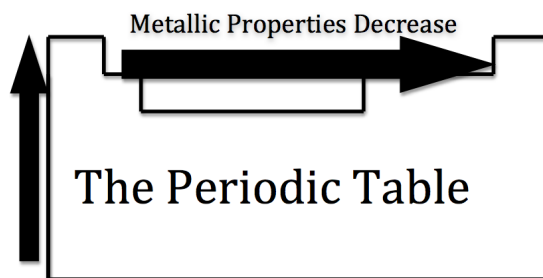


Figure 9.9.4: Courtesy of Jessica Thornton (UCD)

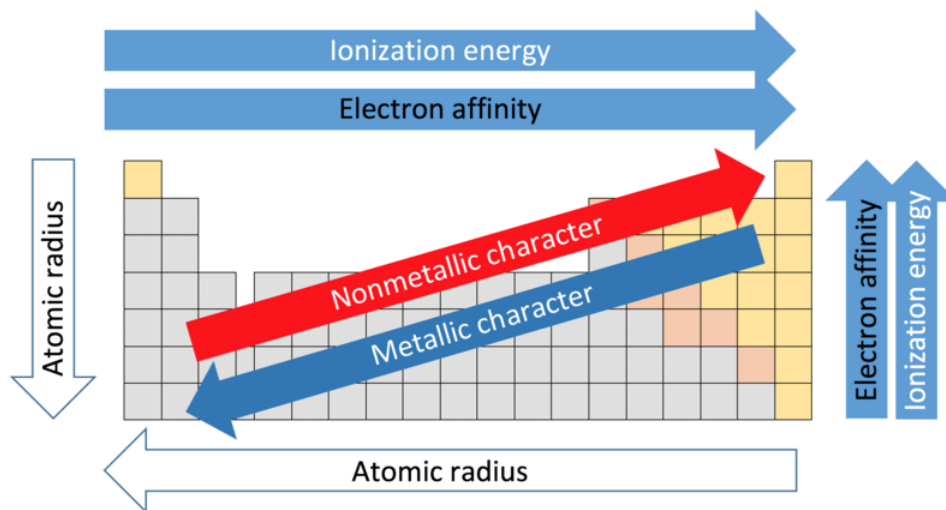
As you move across the table from left to right, the metallic character decreases, because the elements easily accept electrons to fill their valance shells. Therefore, these elements take on the nonmetallic character of forming anions. As you move up the table, the metallic character decreases, due to the greater pull that the nucleus has on the outer electrons. This greater pull makes it harder for the atoms to lose electrons and form cations.

📌 Uses of the Periodic Properties of Elements

1. Predict greater or smaller atomic size and radial distribution in neutral atoms and ions.
2. Measure and compare ionization energies.
3. Compare electron affinities and electronegativities.
 - Predict redox potential.
 - Compare metallic character with other elements; ability to form cations.
 - Predict reactions that may or may not occur due to the trends.
 - Determine greater cell potential (sum of oxidation and reduction potential) between reactions.
 - Complete chemical reactions according to trends.

Summary

- Certain properties—notably atomic radius, ionization energies, and electron affinities—can be qualitatively understood by the positions of the elements on the periodic table. The major trends are summarized in the figure below.
- There are three factors that help in the prediction of the trends in the Periodic Table: number of protons in the nucleus, number of shells, and shielding effect.



Various periodic trends (CC BY-SA 4.0; Sandbh via [Wikipedia](#))

9.9: Periodic Trends - Atomic Size, Ionization Energy, and Metallic Character is shared under a [CK-12](#) license and was authored, remixed, and/or curated by Marisa Alviar-Agnew & Henry Agnew.